

DOWNLOAD APP

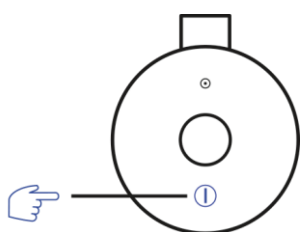
Download the Ultimate Ears BOOM & MEGABOOM APP to explore the other great features such as Remote Power ON/OFF, Equalizer, PartyUp and using Magic Button to set up your playlists.



GET STARTED

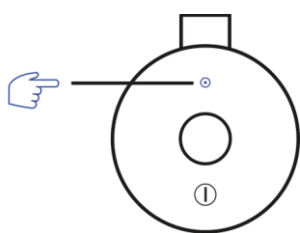
1. POWER ON THE SPEAKER

SHORT PRESS the Power button to turn on your BOOM 3



2. PAIR YOUR PHONE TO THE SPEAKER

PRESS AND HOLD the Bluetooth® button to put it in pairing mode. Go to Bluetooth® setting on your phone and select BOOM 3 to connect.

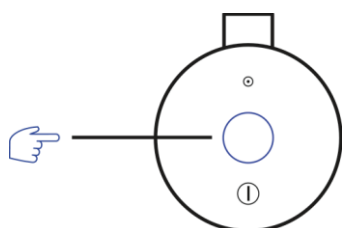


USE THE MAGIC BUTTON

USE THE MAGIC BUTTON TO CONTROL YOUR MUSIC

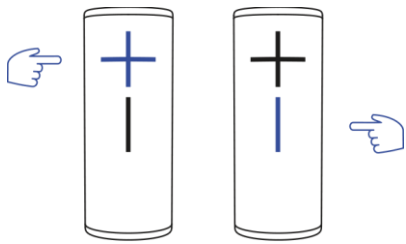
SHORT PRESS to play and pause

DOUBLE PRESS to skip a track



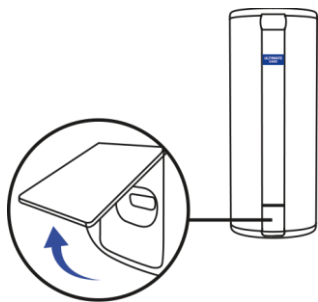
ADJUST VOLUME

PRESS the “+” / “-” button to increase / decrease volume.



CHARGE YOUR SPEAKER

LIFT THE WEATHER DOOR to charge using the USB cable.



CHECK BATTERY LEVEL

SIMULTANEOUSLY PRESS the “+” / “-” button to check battery level.

